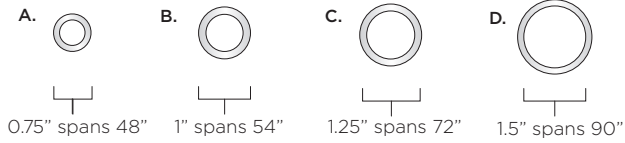
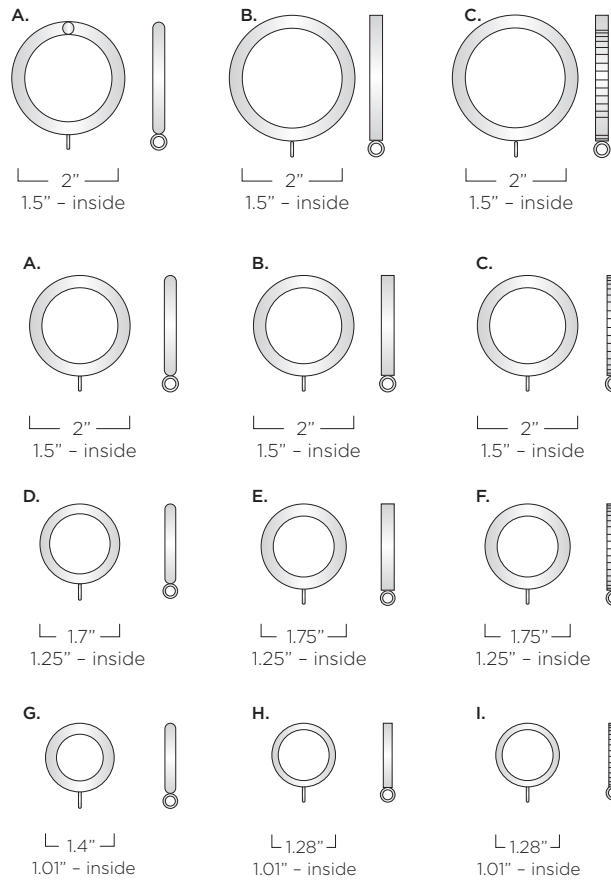


Newport Drapery Hardware Order Sheet


Rods - specify rod size with a circle or check mark



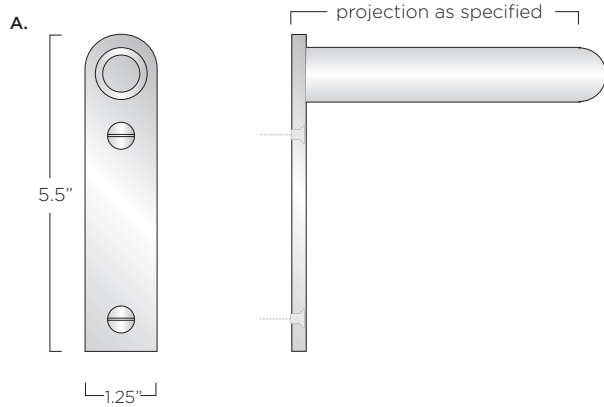
Rings - specify ring style with a circle or a check mark



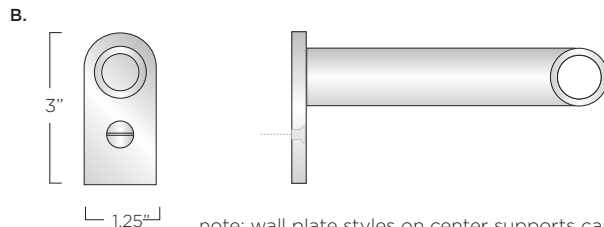
End Bracket Return / Top View



End Bracket Return / Side View



Center Bracket - integral splice style or fixed in place style



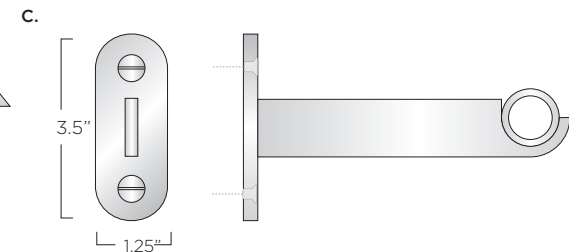
note: wall plate styles on center supports can be vertical or horizontal and are often customized, we will fine tune your order in the shop drawings.

Specify finish Light, Medium, or Dark _____

Specify finish warm silver with plated rings (specialty finish contact T+R for pricing) _____

Specify projection wall to C/L of rod _____

Center Bracket - blade style



Newport Drapery Hardware Order Sheet

rod set one

Length of rod _____

Number of end brackets (usually 2) _____

Number of center supports _____ Note that 2 or more center supports can trigger the need for pass through brackets and rings depending on your stack

Number of rings _____ pass through rings required? Y N If so tell us how many regular and how many pass through rings you will need.

Wands or batons needed and if so what length _____

Splices required or desired _____ Note we will review splices on the shop drawing

Special configuration? Bay or curved wall? Right angle elbow? Rod dies into a wall? Please provide a sketch to the right

rod set two

Length of rod _____

Number of end brackets (usually 2) _____

Number of center supports _____ Note that 2 or more center supports can trigger the need for pass through brackets and rings depending on your stack

Number of rings _____ pass through rings required? Y N If so tell us how many regular and how many pass through rings you will need.

Wands or batons needed and if so what length _____

Splices required or desired _____ Note we will review splices on the shop drawing

Special configuration? Bay or curved wall? Right angle elbow? Rod dies into a wall? Please provide a sketch to the right

rod set three

Length of rod _____

Number of end brackets (usually 2) _____

Number of center supports _____ Note that 2 or more center supports can trigger the need for pass through brackets and rings depending on your stack

Number of rings _____ pass through rings required? Y N If so tell us how many regular and how many pass through rings you will need.

Wands or batons needed and if so what length _____

Splices required or desired _____ Note we will review splices on the shop drawing

Special configuration? Bay or curved wall? Right angle elbow? Rod dies into a wall? Please provide a sketch to the right

notes:

1. Contact us if you need double rods in this style, we have done this customization.
2. This hardware is high quality 1/8 wall architectural bronze and will require solid blocking at all bracket locations.
3. Quotations for all custom hardware are NOT final until the shop drawings are complete and approved.



TUELL AND
REYNOLDS