



MANHATTAN
CHANDELIER

DIMENSIONS

44 W X 26 D (standard)
See diagram for other configurations and sizes.

MATERIALS

Lost wax cast bronze and architectural bronze.

SHADE

Laminated silk.

FINISH

Available in Light, Medium, Dark or Warm Silver (premium finish).
Clear lacquer top coat.

ITEM NUMBER

CH - 100



228 S. East Street, Cloverdale, CA 95425
TEL 707.669.0556 WEB tuellreynolds.com

MANHATTAN CHANDELIER

Standard Plan Configurations:

A. Three Arm

Three 120 degree arms arranged in a triangular plan

B. Four Arm 90

Four 90 degree arms arranged in a criss crossed square plan.

C. Six Arm Round

Six 60 degree arms arranged in a round plan.

D. Four Arm 60/120

Four 60/120 degree arms arranged in a rectangular plan

E. Eight Arm 90

Eight 90 degree arms arranged in a double module rectangular plan

F. Eight Arm 60/120

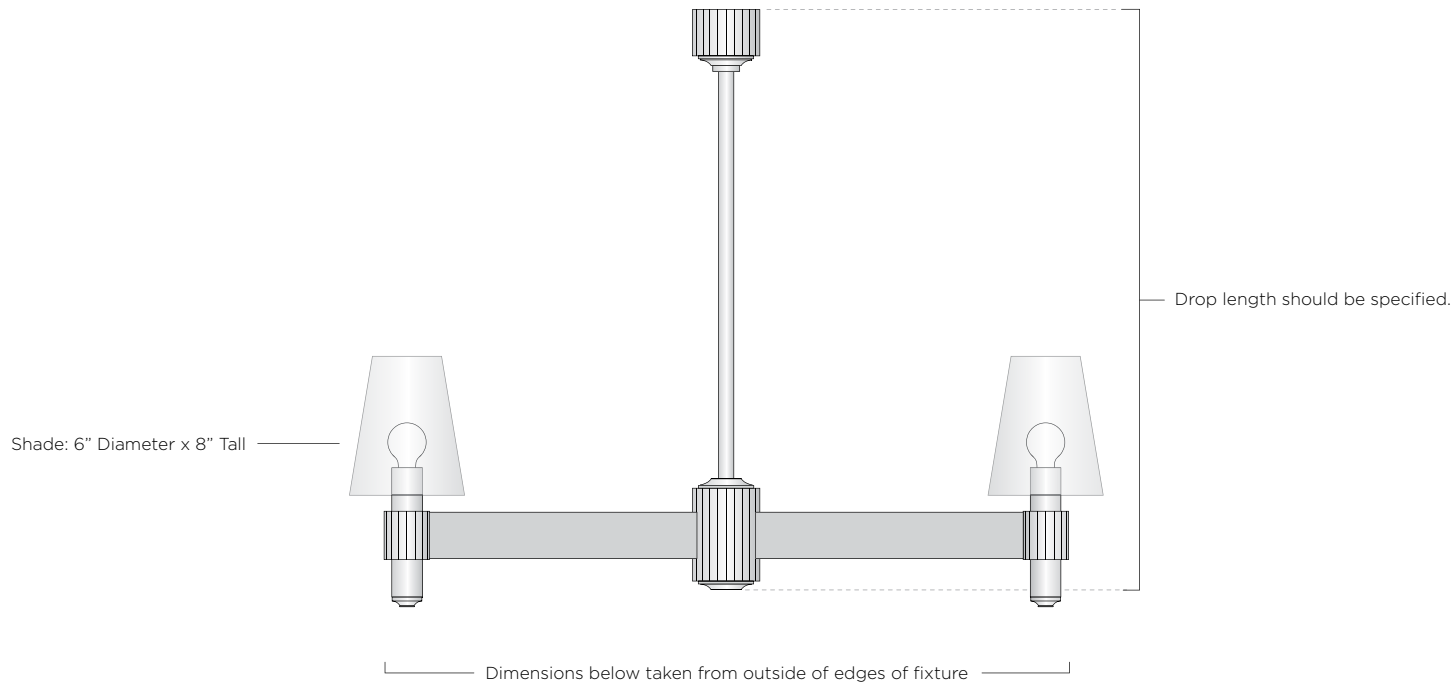
Eight 60/120 degree arms arranged in a rectangular plan.

Additional Notes:

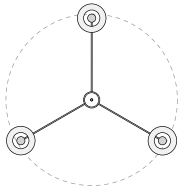
Arm length can be specified to different lengths.

Drop Length can be specified to different lengths.

Custom configurations are also welcome.

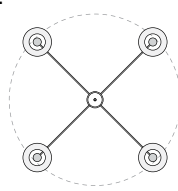


A.



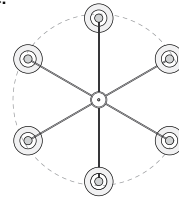
42" Diam

B.



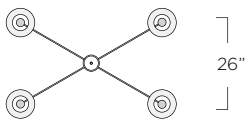
42" Diam

C.



42" Diam

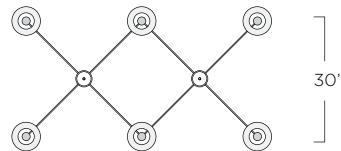
D.



44"

26"

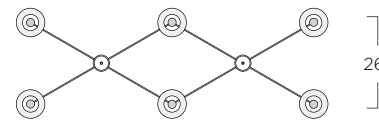
E.



58.5"

30"

F.



85"

26"

**TUELLAND
REYNOLDS**

228 S. East Street, Cloverdale, CA 95425

TEL 707.669.0556 WEB tuellreynolds.com