



## **ASILOMAR**

### SIDE TABLE

---

#### **DIMENSIONS**

15 W x 15 D x 22 H  
See diagram for other configurations and sizes.

#### **MATERIALS**

Blackened steel with hand brazed bronze edging.

#### **FINISH**

Bronze components available in Light, Medium, Dark or Warm Silver (premium finish).  
Wax top coat standard.

#### **ITEM NUMBER**

ST-410

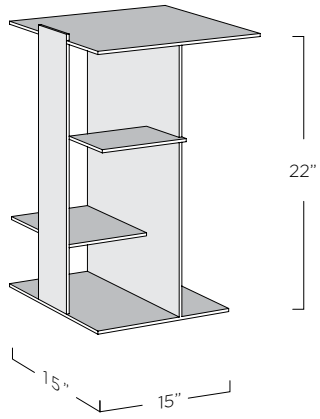
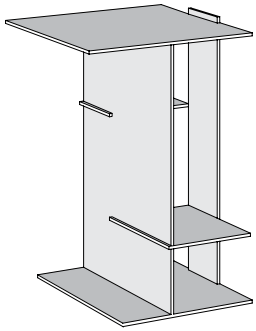
#### **NOTES**

Pairs of tables are mirrored.  
Custom configurations are welcome.

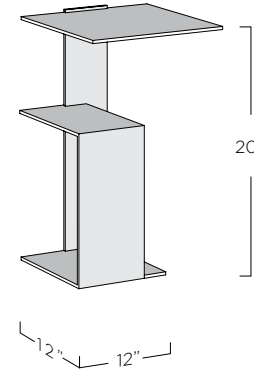
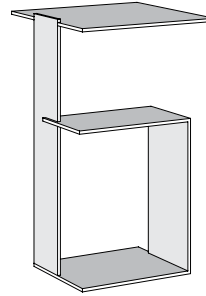


228 S. East Street, Cloverdale, CA 95425  
TEL 707.669.0556 WEB [tuellreynolds.com](http://tuellreynolds.com)

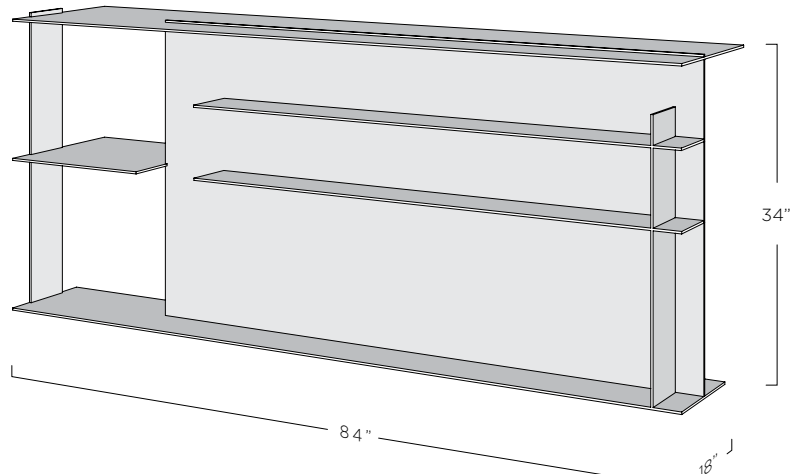
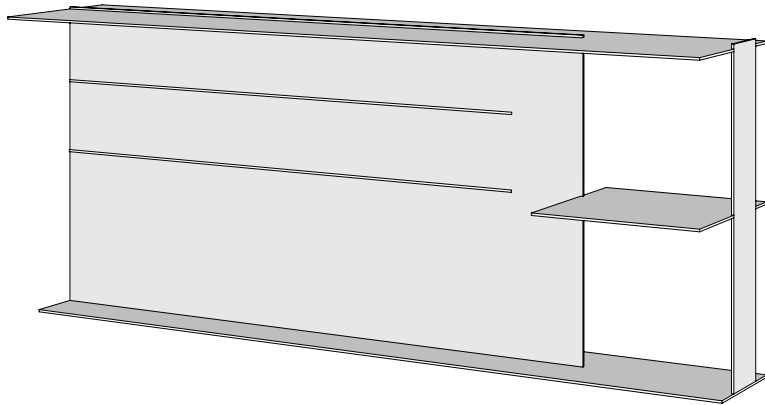
A. Tall Side Table



B. Accent Table



C. Console / Room Divider



**ASILOMAR TABLES**

**Standard Plan Configurations:**

**A. Tall Side Table**  
15 W x 15 D x 22 H

**B. Accent Table**  
12 W x 12 D x 20 H

**C. Console / Room Divider**  
84 W x 18 D x 34 H

Custom configurations are also welcome.



228 S. East Street, Cloverdale, CA 95425  
TEL 707.669.0556 WEB tuellreynolds.com